

### Time on Task (Secs) for Mcdonalds Account Registration and UberEats Account Registration

User	Mcdonalds	UberEats
1	19	44
2	27	63
3	34	64
4	36	103
5	38	120
6	39	201
7	43	21
8	45	55
9	46	56
10	47	58
11	49	67
12	49	121
13	49	154
14	50	31
15	57	35
16	57	43
17	57	49
18	60	54
19	64	75
20	70	38
21	77	57
22	82	32
23	85	81
24	86	51
25	100	46
26	104	64
27	107	51
28	109	55
29	128	50
30	140	77
Mean:	65.13333333	67.2

#### t-Test: Two-Sample Assuming Unequal Variances

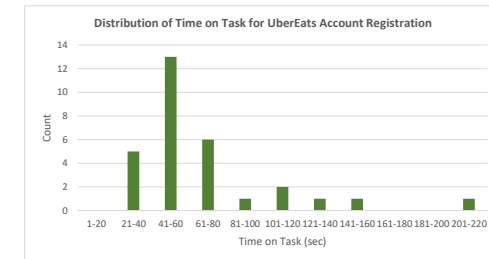
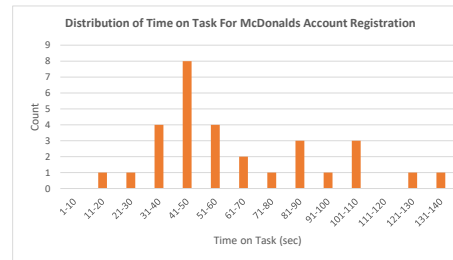
	A	B
Mean	65.133333	67.2
Variance	927.08506	1478.303
Observations	30	30
Hypothesized Mean Dif	0	
df	55	
t Stat	-0.230801	
P(T<=t) one-tail	0.4091627	
t Critical one-tail	1.673034	
P(T<=t) two-tail	0.8183255	
t Critical two-tail	2.0040448	

#### Distribution of Time on Task For McDonalds Account Registratic

From	To	Time on Task (sec)	Count
1	10	1-10	0
11	20	11-20	1
21	30	21-30	1
31	40	31-40	4
41	50	41-50	8
51	60	51-60	4
61	70	61-70	2
71	80	71-80	1
81	90	81-90	3
91	100	91-100	1
101	110	101-110	3
111	120	111-120	0
121	130	121-130	1
131	140	131-140	1

#### Distribution of Time on Task For UberEats Account Registration

From	To	Time on Task (sec)	Count
1	20	1-20	0
21	40	21-40	5
41	60	41-60	13
61	80	61-80	6
81	100	81-100	1
101	120	101-120	2
121	140	121-140	1
141	160	141-160	1
161	180	161-180	0
181	200	181-200	0
201	220	201-220	1



### Time on Task (Secs) for Mcdonalds app ordering and UberEats app ordering

User	Mcdonalds	UberEats
1	49	44
2	60	81
3	61	82
4	131	93
5	149	183
6	73	15
7	88	58
8	111	115
9	33	184
10	34	64
11	45	71
12	52	76
13	64	92
14	71	130
15	152	151
16	41	158
17	88	173
18	105	196
19	138	272
20	144	111
21	150	27
22	31	63
23	48	66

#### t-Test: Two-Sample Assuming Unequal Variance

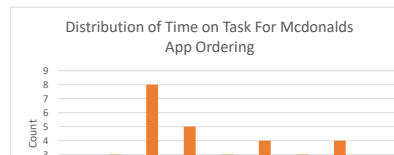
	A	B
Mean	84.166667	101.4333
Variance	1565.8678	3208.737
Observations	30	30
Hypothesized Mean Dif	0	
df	52	
t Stat	-1.368675	
P(T<=t) one-tail	0.0884924	
t Critical one-tail	1.6746892	
P(T<=t) two-tail	0.1769849	
t Critical two-tail	2.0066468	

#### Distribution of Time on Task For McDonalds App Ordering

From	To	Time on Task (Secs)	Count
1	20	1-20	0
21	40	21-40	3
41	60	41-60	8
61	80	61-80	5
81	100	81-100	3
101	120	101-120	4
121	140	121-140	3
141	160	141-160	4
161	180	161-180	0

#### Distribution of Time on Task For UberEats App Ordering

From	To	Time on Task (Secs)	Count
1	30	1-30	2
31	60	31-60	2
61	90	61-90	13
91	120	91-120	5
121	150	121-150	1
151	180	151-180	3
181	210	181-210	3
211	240	211-240	0
241	270	241-270	0
271	300	271-300	1



24	98	74
25	45	75
26	105	63
27	60	69
28	62	88
29	113	91
30	124	78

Mean : 84.16666667 101.4333333

